

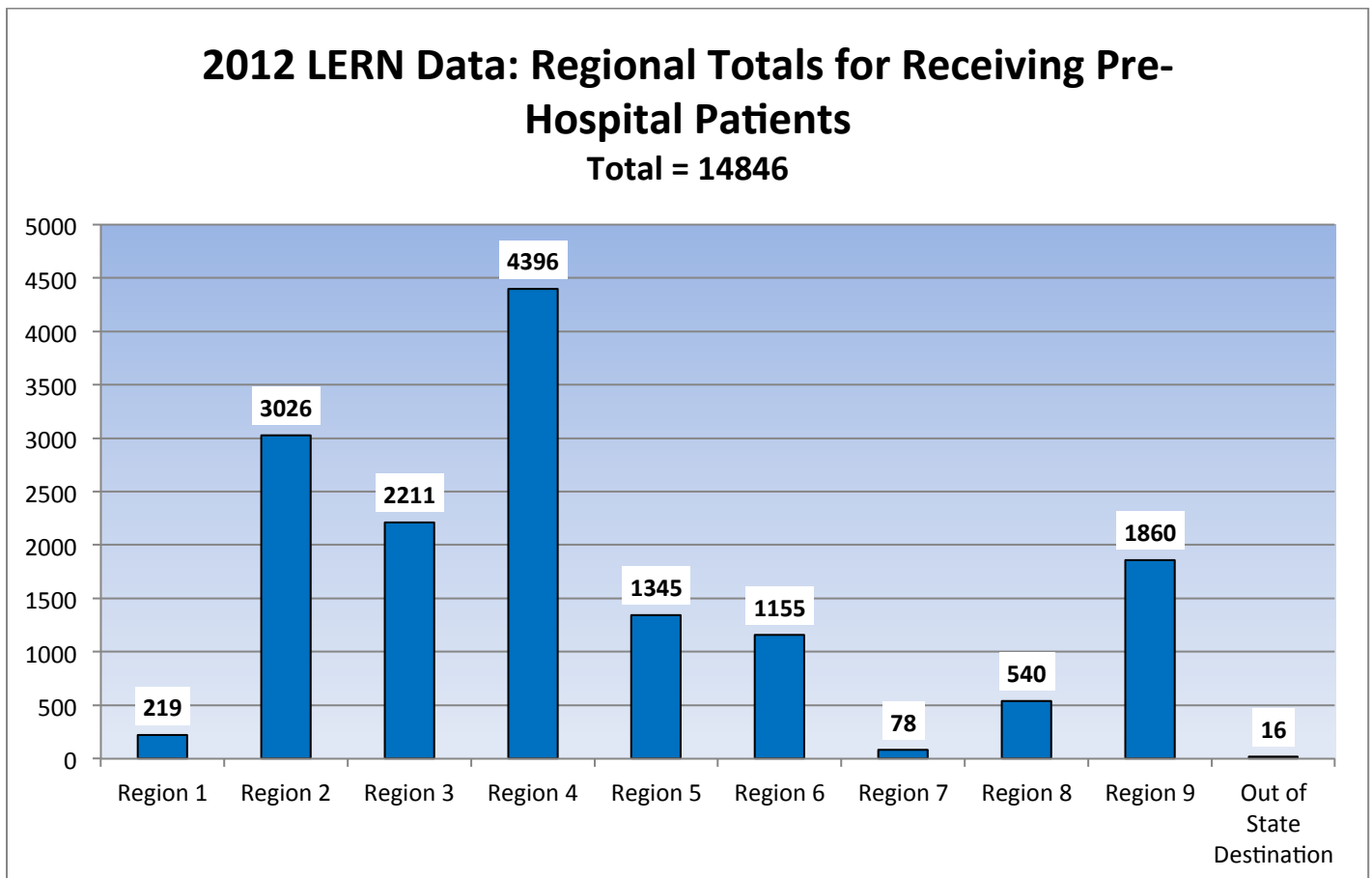


2012 LERN Patient Data Reports

Chris Hector

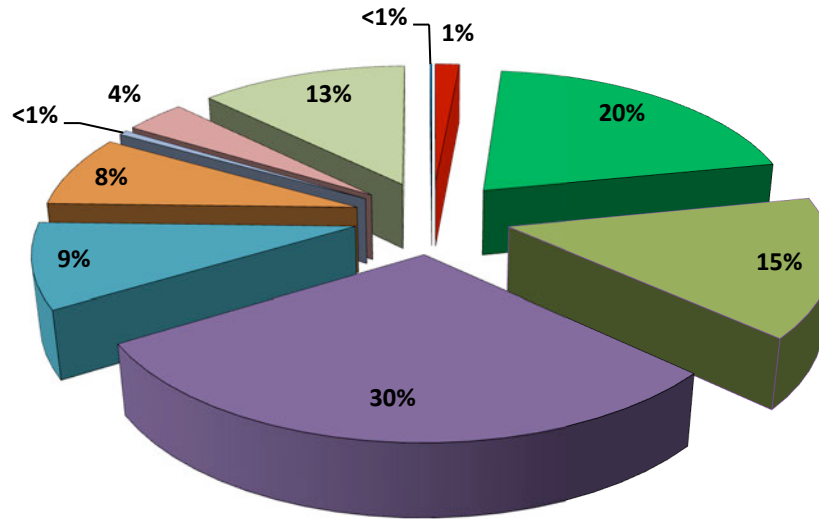
Table 1 – Regional Totals of Receiving Facility

Region	Patients
Region 1	219
Region 2	3026
Region 3	2211
Region 4	4396
Region 5	1345
Region 6	1155
Region 7	78
Region 8	540
Region 9	1860
Out of State Destination	16
Total	14846



2012 LERN Data: Regional Totals for Receiving Pre-Hospital Patients

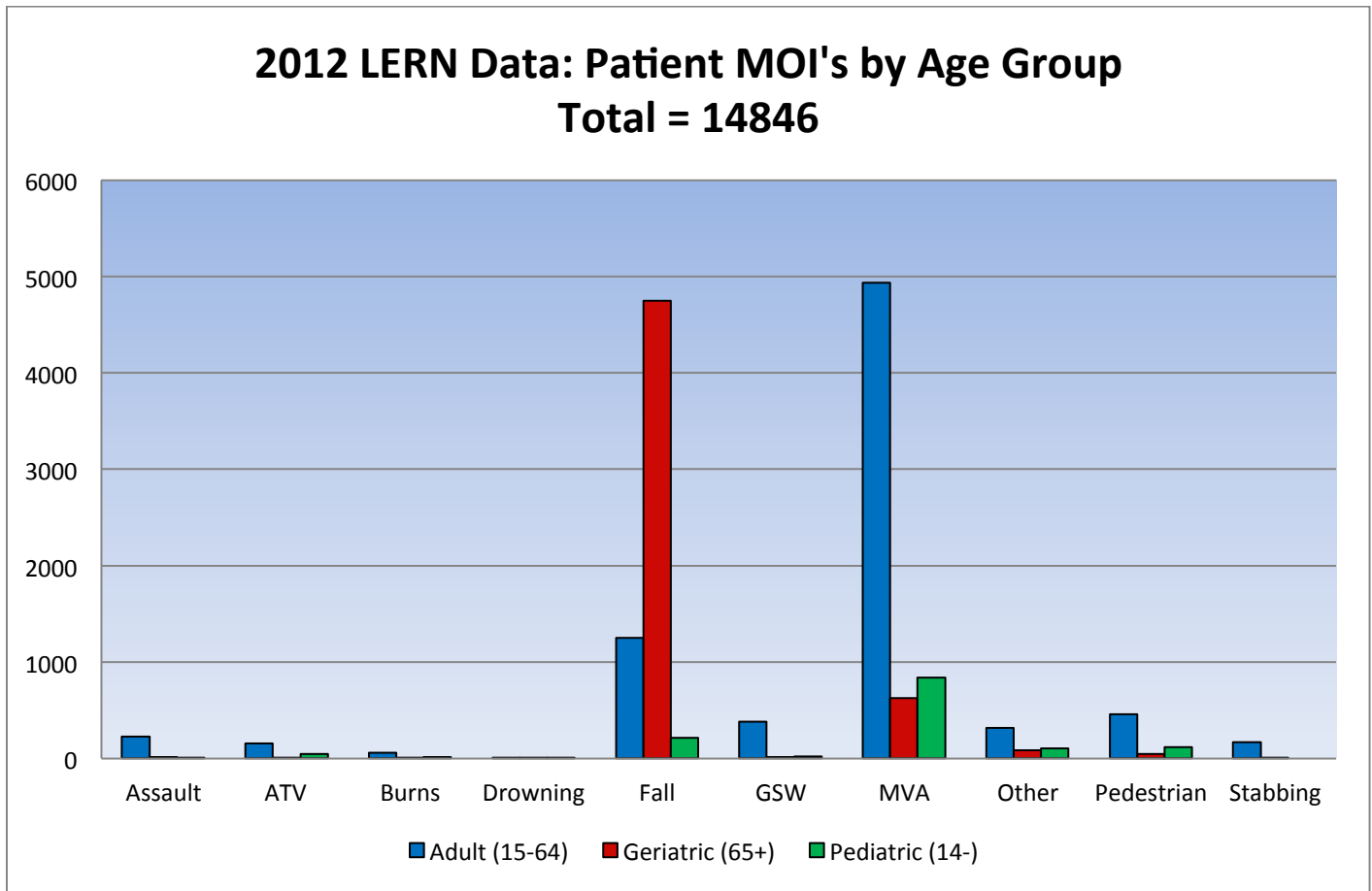
Total = 14846



- Region 1
- Region 2
- Region 3
- Region 4
- Region 5
- Region 6
- Region 7
- Region 8
- Region 9
- Out of State Destination

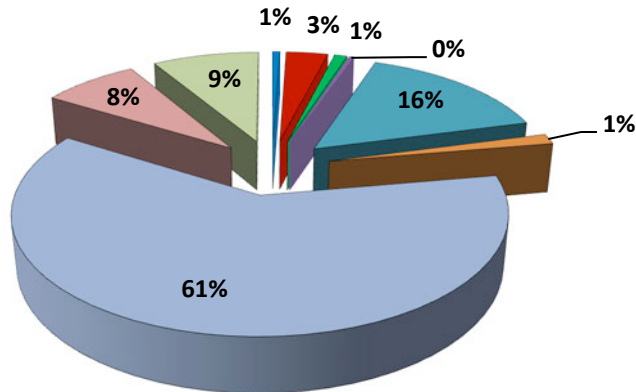
Table 2 – MOI by Age Group

MOI	Adult (15-64)	Geriatric (65+)	Pediatric (14-)	Total
Assault	224	12	8	244
ATV	155	1	46	202
Burns	57	7	14	78
Drowning	1	3	5	9
Fall	1252	4748	211	6211
GSW	378	12	20	410
MVA	4938	624	837	6399
Other	314	85	105	504
Pedestrian	456	43	117	616
Stabbing	168	5		173
Total	7943	5540	1363	14846



2012 LERN Data: Patient MOI's Pediatric (14 and under)

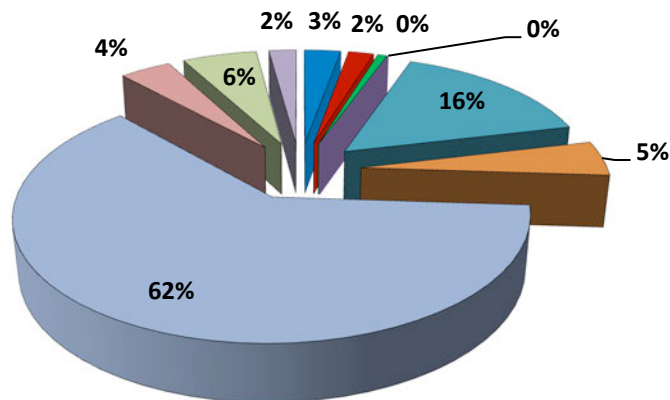
Total = 1363



■ Assault
 ■ ATV
 ■ Burns
 ■ Drowning
 ■ Fall
 ■ GSW
 ■ MVA
 ■ Other
 ■ Pedestrian

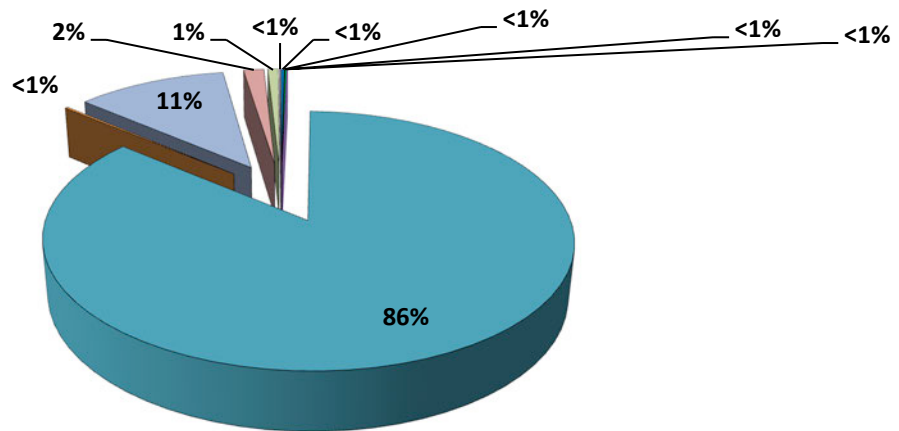
2012 LERN Data: Patient MOI's Adult (15 - 64)

Total = 7943



■ Assault
 ■ ATV
 ■ Burns
 ■ Drowning
 ■ Fall
 ■ GSW
 ■ MVA
 ■ Other
 ■ Pedestrian
 ■ Stabbing

2012 LERN Data: Patient MOI's Geriatric (65 and up) Total = 5540

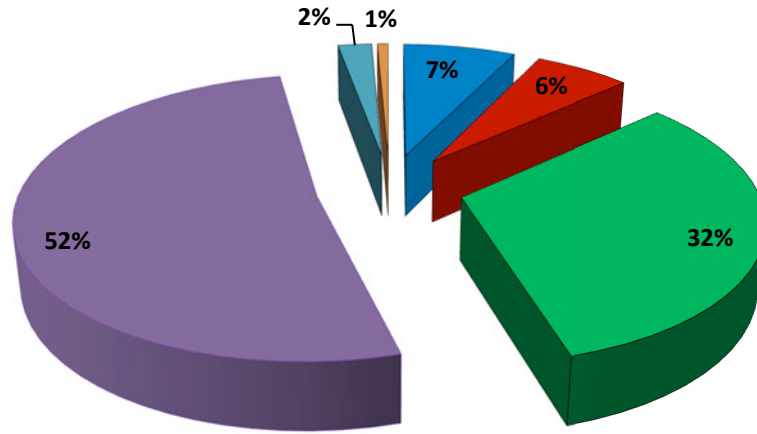


Assault ATV Burns Drowning Fall GSW MVA Other Pedestrian Stabbing

Table 3 – Destination Determined By

Destination Determined by	Patients
EMS Discretion	1074
LERN Negative	920
LERN Protocol	4767
Patient Request = LERN Protocol	7658
Patient Request Against LERN Protocol	323
POV	104
Total	14846

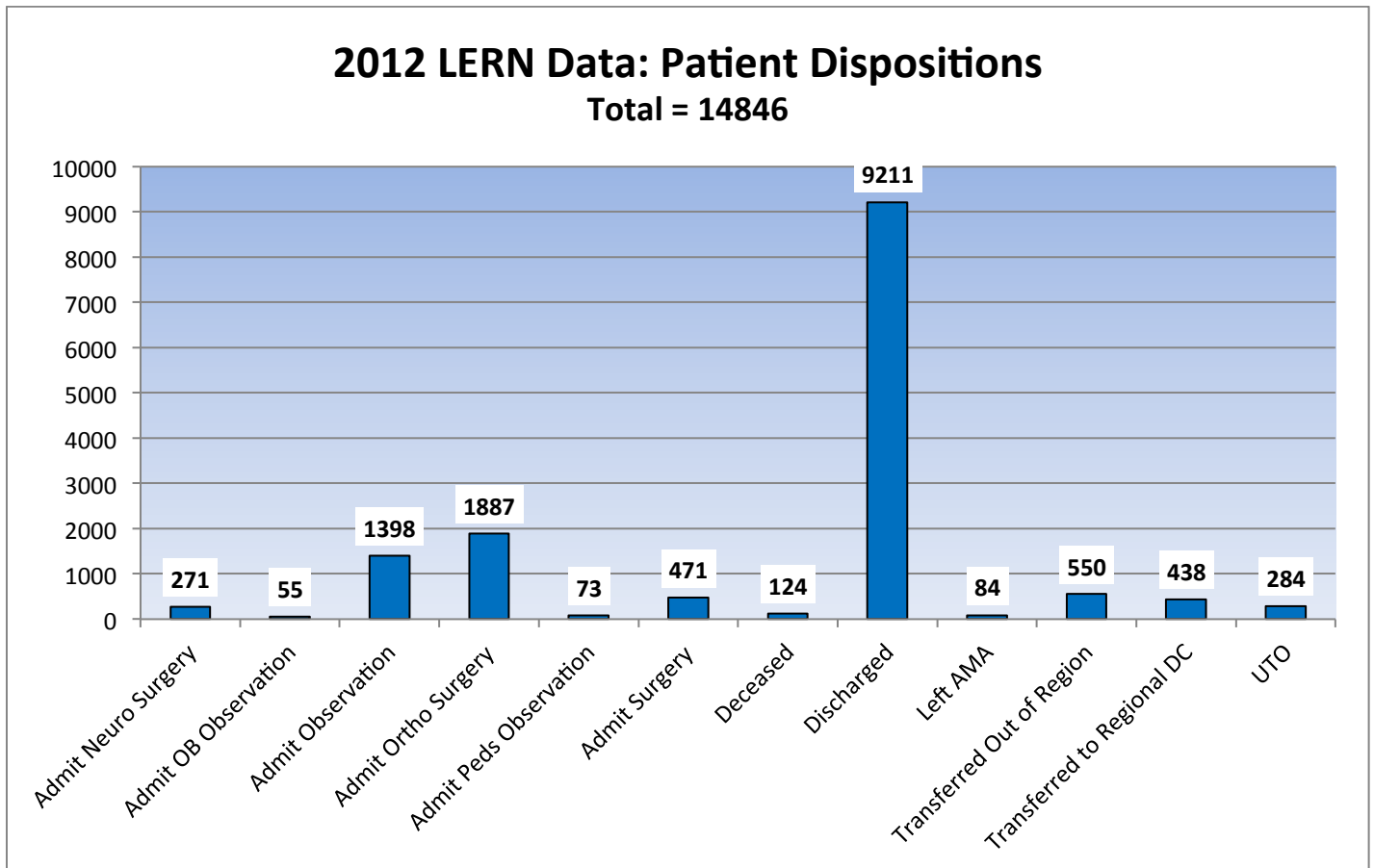
2012 LERN Data: Destination Determination
 Total = 14846



- EMS Discretion
- LERN Negative
- LERN Protocol
- Patient Request = LERN Protocol
- Patient Request Against LERN Protocol
- POV

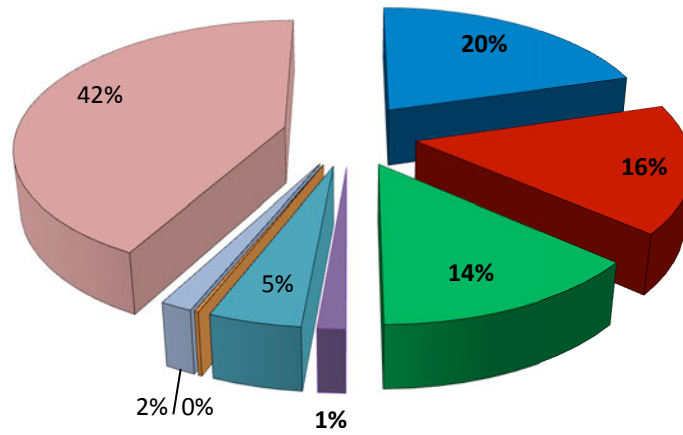
Table 4 – Patient Dispositions

Disposition	Patients
Admit Neuro Surgery	271
Admit OB Observation	55
Admit Observation	1398
Admit Ortho Surgery	1887
Admit Peds Observation	73
Admit Surgery	471
Deceased	124
Discharged	9211
Left AMA	84
Transferred Out of Region	550
Transferred to Regional DC	438
UTO	284
Total	14846



2012 LERN Data: Patient Dispositions

Total = 14846



- Admit Neuro Surgery
- Admit Observation
- Admit Ortho Surgery
- Admit Peds Observation
- Admit Surgery
- Deceased
- Discharged
- UTO
- (blank)

Table 5 – Discharges by MOI

MOI	Number of Patients
Assault	69
ATV	73
Burns	21
Drowning	3
Fall	3535
GSW	77
MVA	4113
Other	200
Pedestrian	314
Stabbing	66
Total	8471

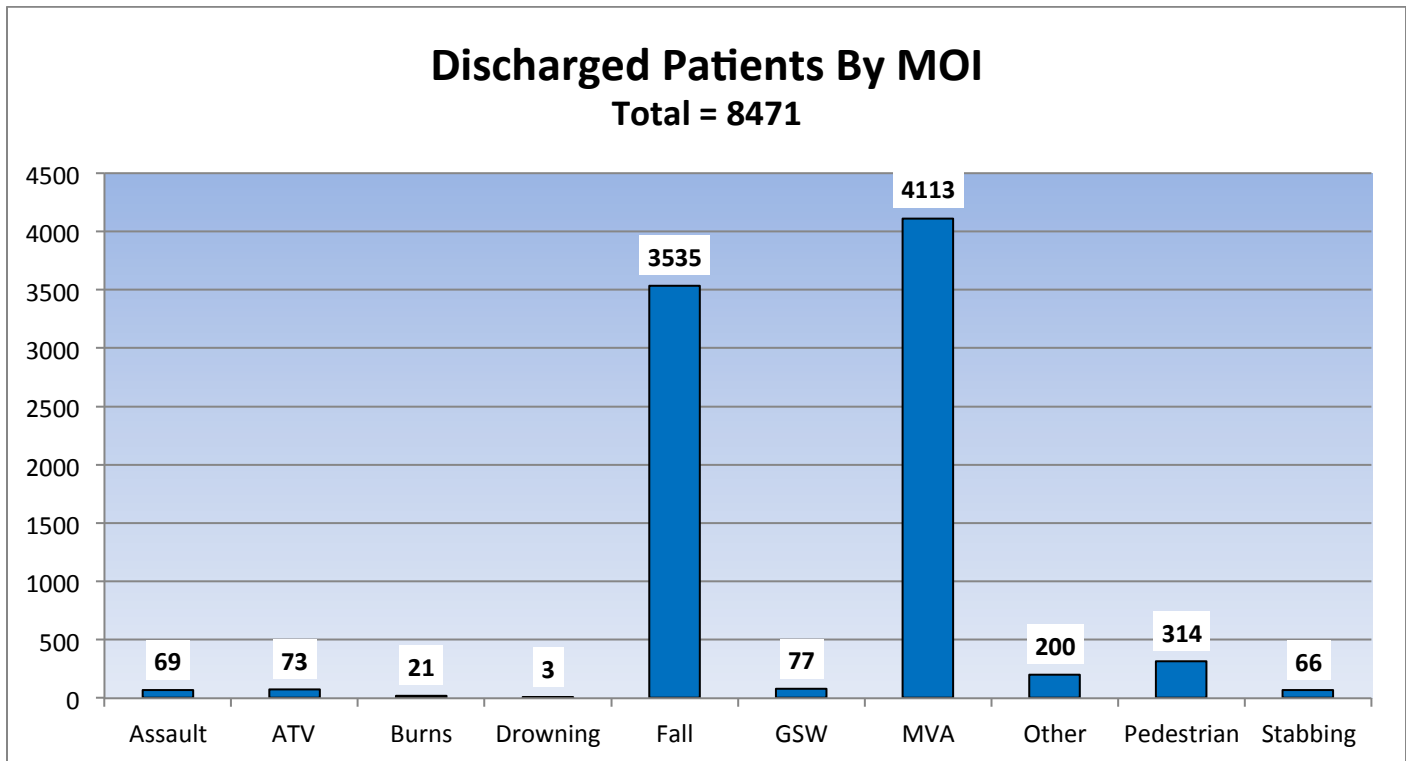


Table 6 – Discharges by Number of LERN Criteria

Number of Criteria	Number of Patients
1	7409
2	1041
3	20
5	1
Grand Total	8471

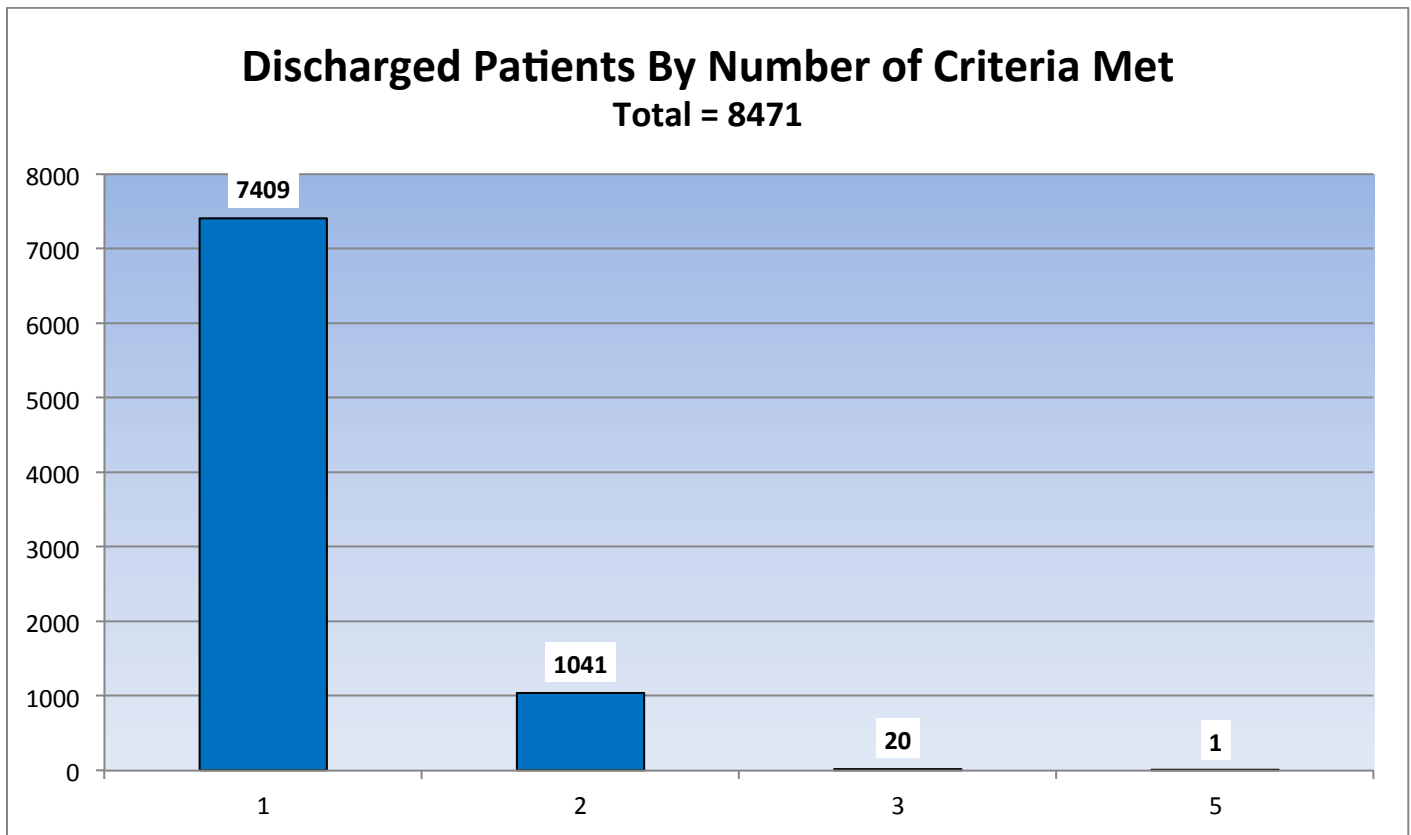


Table 7 – Discharges by MOI and Criteria

Row Labels	1	2	3	5	Total
Assault	63	6			69
ATV	64	9			73
Burns	17	4			21
Drowning	3				3
Fall	3294	238	3		3535
GSW	74	3			77
MVA	3406	691	15	1	4113
Other	183	17			200
Pedestrian	244	68	2		314
Stabbing	61	5			66
Total	7409	1041	20	1	8471

Discharged Patients MOI By Number of Criteria Met
 Total = 8471

